

Date:	Project Name:
Type:	Part Number:



FOLDABLE



# ZENITH SERIES

## LED FOLDABLE LINEAR HIGHBAY


### DESCRIPTION

Reno Lighting's Zenith Series is the newest addition to our line of LED ECO Highbay fixtures. With its modern and sleek design, it features a slim and light weight profile that will improve the aesthetics of any industrial, commercial or high ceiling retail facility.

### FEATURES

- DLC Premium
- Minimum glare with frosted PMMA lenses.
- 0-10V dimming control compatible
- Shipped with V-Hooks & Chain
- Operating temperature: 4°F to +122°F (-20°C to +50°C)
- Dual Voltage 120-347V
- Damp location
- Rated Lifetime L70(hrs): >70,000
- Multi CCT & Wattage
- Angle options: 15°/30°/45°/60°
- 7 year warranty

### APPLICATIONS

-  Commercial Building
-  Industrial/Warehouse
-  Retail Facility



Date:	Project Name:
Type:	Part Number:

## SPECIFICATION

ORDER#	MODEL#	WATTS	VOLTAGE (V)	LUMENS	HOURS RATING	CCT (K)
R34121	RENO-LHB2-DV-MW-MCCT-R1-ECO	80/110/135W	120-347V	11,080/15,235/18,698 lm	70,000	35/40/50K
R34122	RENO-LHB2-DV-MW-MCCT-R2-ECO	140/160/170W	120-347V	19,894/22,736/24,157 lm	70,000	35/40/50K
R34123	RENO-LHB2-DV-MW-MCCT-R3-ECO	180/210/225W	120-347V	25,434/29,673/31,793 lm	70,000	35/40/50K

## ACCESSORIES OPTIONS

ORDER#	MODEL#	DESCRIPTION
R39313	RENO-PMK-L1	Center Box for Pendant Mounting - R1
R39314	RENO-PMK-L7	Center Box for Pendant Mounting - R2/R3
R83002	RENO-EM-H25	Emergency LED Driver (100-347V, 50/60Hz, 25W)
R83003	RENO-EM-H40	Emergency Battery Backup - 1.5Hr Discharge
R39311	RENO-CORD-10FT-WH	10 FT Cord



RENO-PMK-L1



RENO-PMK-L7



RENO-EM-H25



RENO-EM-H40

## SENSOR & REMOTE OPTIONS

ORDER#	MODEL#	DESCRIPTION
R71002	RENO-SENSOR-MW-H	Bi-level Dim Sensor for Linear Highbay
R73002	RENO-REMOTE-H	Controller for Bi-Level Sensor



RENO-SENSOR-MW-H



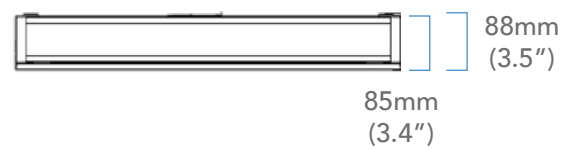
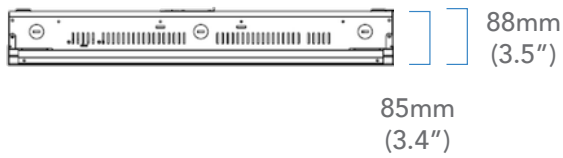
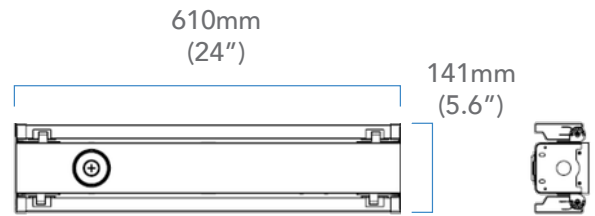
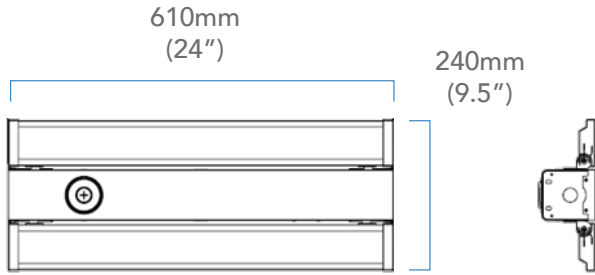
RENO-REMOTE-H



Date:	Project Name:
Type:	Part Number:

## DIMENSIONS

R1 11 lbs



R2/R3 15 lbs

